

→ www.worldfreedomalliance.org/node/11317 [Incognito \(2\)](#)

World Freedom Alliance

A Common Umbrella for all Organization fighting for Freedom and Justice against Medic and Technocratic Tyranny!

Home Search Ratings About Us Category Browser Recent posts Wiki Books

Calendar

« **November** »

M	T	W	T	F	S	S
						1
2	3	4	5	6	7	8
9	10	11	12	13	14	15
16	17	18	19	20	21	22
23	24	25	26	27	28	29
30						

Navigation

- Organizations
- Legal Documentation and Court Cases
- Medical Information
 - Q & A
 - Events
 - Proposals
 - Videos
 - How to use the site
 - Background
- Blogs
- Calendar
- Chaos Tools AJAX Demo
- Contact
- Education
- Organizations and News by Countries
- Top content (Fivestar)
- Your votes

User login
















































Username *

Home » Wiki Books » Medical Information » Covid 19 information » Covid 19 Medical Papers » Positive association between COVID-19 deaths and influenza vaccination rates in elderly people worldwide

Positive association between COVID-19 deaths and influenza vaccination rates in elderly people worldwide

[View](#) [Track](#)

Submitted by Mikael Nordfors on November 8, 2020 - 9:45am

field_vote:
















































Average: 10 (1 vote)

Publication type:
[Epidemiological Study](#)

Therapeutic intervention:
[Vaccination](#)
[Lockdown](#)
[Face Masks](#)

Therapeutic Substance(s):
[Influenza Vaccine](#)

Other Key Words::
[Percent of Elderly People](#)
[Longitude](#)
[Latitude](#)

Disease(s):
[Covid 19](#)
[Influenza](#)

<https://peerj.com/articles/10112/>

fbclid=IwAR39E5DKg2qpUjo1DzyAdrrzIVJbmU56usn_C4HWppD07MrcV4AQdxaRrZc

Author and article information

Positive association between COVID-19 deaths and influenza vaccination rates in elderly people worldwide

Primary tabs

- [View\(active tab\)](#)
- [Track](#)

Submitted by Mikael Nordfors on November 8, 2020 - 9:45am

field_vote:

0

Average: 10 (1 vote)

Publication type:

[Epidemiological Study](#)

Therapeutic intervention:

[Vaccination](#)

[Lockdown](#)

[Face Masks](#)

Therapeutic Substance(s):

[Influenza Vaccine](#)

Other Key Words::

[Percent of Elderly People](#)

[Longitude](#)

[Latitude](#)

Disease(s):

[Covid 19](#)

[Influenza](#)

<https://peerj.com/articles/10112/?fbclid=IwAR39E5DKg2qpUjo1DzyAdrrzIVJbmU56u>

[sn_C4HWppD07MrcV4AQdxaRrZc](#)

Author and article information

Instituto de Silvicultura e Industria de la Madera, Universidad Juárez del Estado de Durango, Durango, Mexico

DOI

[10.7717/peerj.10112](https://doi.org/10.7717/peerj.10112)

Published

2020-10-01

Accepted

2020-09-16

Received

2020-08-05

Academic Editor

[Antonio Palazón-Bru](#)

Subject Areas

[Epidemiology](#), [Global Health](#), [Immunology](#), [Infectious Diseases](#), [Public Health](#)

Keywords

SARS-CoV-2, Global health crisis, Risk factors, Virus interference, Geographical longitude, Lockdown, Face mask use

Copyright

© 2020 Wehenkel

Licence

This is an open access article distributed under the terms of the [Creative Commons Attribution License](#), which permits unrestricted use, distribution, reproduction and adaptation in any medium and for any purpose provided that it is properly attributed. For attribution, the original author(s), title, publication source (PeerJ) and either DOI or URL of the article must be cited.

Cite this article

Wehenkel C. 2020. Positive association between COVID-19 deaths and influenza vaccination rates in elderly people worldwide. *PeerJ* 8:e10112 <https://doi.org/10.7717/peerj.10112>

The author has chosen to make [the review history of this article](#) public.

Abstract

Background

The coronavirus disease 2019 (COVID-19) pandemic, caused by severe acute respiratory syndrome coronavirus 2 (SARS-CoV-2), is an ongoing global health crisis, directly and indirectly impacting all spheres of human life. Some pharmacological measures have been proposed to prevent COVID-19 or reduce its severity, such as vaccinations. Previous reports indicate that influenza vaccination appears to be negatively correlated with COVID-19-associated mortality, perhaps as a result of heterologous immunity or changes in innate immunity. The understanding of such trends in correlations could prevent deaths from COVID-19 in the future. The aim of this study was therefore to analyze the association between COVID-19 related deaths and influenza vaccination rate (IVR) in elderly people worldwide.

Methods

To determine the association between COVID-19 deaths and influenza vaccination, available data sets from countries with more than 0.5 million inhabitants were analyzed (in total 39 countries). To accurately estimate the influence of IVR on COVID-19 deaths and mitigate effects of confounding variables, a sophisticated ranking of the importance of different variables was performed, including as predictor variables IVR and some potentially important geographical and socioeconomic variables as well as variables related to non-pharmaceutical intervention. The associations were measured by non-parametric Spearman rank correlation coefficients and random forest functions.

Results

The results showed a positive association between COVID-19 deaths and IVR of people ≥ 65 years-old. There is a significant increase in COVID-19 deaths from eastern to western regions in the world. Further exploration is needed to explain these findings, and additional work on this line of research may lead to prevention of deaths associated with COVID-19.

Cite this as

Wehenkel C. 2020. Positive association between COVID-19 deaths and influenza vaccination rates in elderly people worldwide. *PeerJ* 8:e10112 <https://doi.org/10.7717/peerj.10112>

Main article text

Introduction

The coronavirus disease 2019 (COVID-19) pandemic, caused by severe acute respiratory syndrome coronavirus 2 (SARS-CoV-2), is an ongoing global health crisis ([Yuen et al., 2020](#)), directly and indirectly impacting all spheres of human life ([Ozili & Arun, 2020](#)). More than 31,000,000 confirmed cases including more than 970,000 deaths have been documented worldwide, affecting 213 countries and territories around the world (<https://covid19.who.int/>).

Determining the factors influencing the severity of COVID-19 is important ([Armengaud et al., 2020](#)). Although COVID-19 disease does not only affect elderly people, the severity of symptoms increases with age (<https://www.cdc.gov/coronavirus/2019-ncov/need-extra-precautions/older-adults.html>; [Le Couteur, Anderson & Newman, 2020](#)).

Several other risk factors have been found for severe COVID-19, such as comorbidities, dyspnea, chest pain, cough, expectoration, decreased lymphocytes, and increased inflammation indicators ([Li et al., 2020](#)). Low socioeconomic status is an additional risk factor ([Yancy, 2020](#)).

In response to the increasing numbers of COVID-19 cases and deaths, numerous non-pharmaceutical interventions have been implemented, including social distancing, border closures, school closures, measures to isolate symptomatic individuals and their contacts, and large-scale lockdowns of populations ([Courtemanche et al., 2020](#); [Flaxman et al., 2020](#)). Some pharmacological measures have also (often controversially) been proposed in order to prevent COVID-19 disease or reduce its severity, such as the use of

remdesivir ([Beigel et al., 2020](#)), dexamethasone ([RECOVERY Collaborative Group, 2020](#)), adjunctive therapies (https://files.covid19treatmentguidelines.nih.gov/guidelines/section/section_85.pdf) and COVID-19 candidate vaccines ([Graham, 2020](#), <https://www.who.int/publications/m/item/draft-landscape-of-covid-19-candidate-vaccines>).

The term “heterologous immunity” is applied when an infection by one pathogen can induce and/or alter the immune response against another unrelated pathogen. Heterologous immunity can improve or decrease protective immunity against a given pathogen, and/or cause severe immunopathology or tolerance to self-antigens. Heterologous immunity can also result in non-specific effects (also called “heterologous effects”) of vaccines which affect unrelated infections and diseases, such as extending the protective outcomes of vaccinations ([Goodridge et al., 2016](#); [Agrawal, 2019](#)). [Arokiaraj \(2020\)](#) reported a negative correlation between influenza vaccination rates (IVRs) and COVID-19 related mortality and morbidity. [Marín-Hernández, Schwartz & Nixon \(2020\)](#) also showed epidemiological evidence of an association between higher influenza vaccine uptake by elderly people and lower percentage of COVID-19 deaths in Italy. In a study analyzing 92,664 clinically and molecularly confirmed COVID-19 cases in Brazil, [Fink et al. \(2020\)](#) reported that patients who received a recent flu vaccine experienced on average 17% lower odds of death.

Moreover, [Pawlowski et al. \(2020\)](#) analyzed the immunization records of 137,037 individuals who tested positive in a SARS-CoV-2 PCR. They found that polio, Hemophilus influenzae type-B, measles-mumps-rubella, varicella, pneumococcal conjugate (PCV13), geriatric flu, and hepatitis A/hepatitis B (HepA-HepB) vaccines, which had been administered in the past 1, 2, and 5 years, were associated with decreased SARS-CoV-2 infection rates.

By contrast, in a study with 6,120 subjects, [Wolff \(2020\)](#) reported that influenza vaccination was significantly associated with a higher risk of some other respiratory diseases, due to virus interference. In a specific examination of non-influenza viruses, the odds of coronavirus infection (but not the COVID-19 virus) in vaccinated individuals were significantly higher, when compared to unvaccinated individuals (odds ratio = 1.36).

Given that heterologous immunity could improve protective immunity against COVID-19 and, thus, prevent COVID-19 deaths in the future, the aim in this study was to analyze the possible association between COVID-19 deaths and the IVR in elderly people worldwide. A negative association was expected.

Materials and Methods

To look for an association between COVID-19 deaths and influenza vaccination, I analyzed available data sets from 39 countries, each with ≥ 0.5

million inhabitants. In smaller states (i.e., <0.5 million inhabitants), the rate of erroneous identification of COVID-19 deaths may be particularly high due to the lack of expertise, measuring devices and experience. Moreover, in such microstates small absolute changes in COVID-19 deaths may result in extreme values of relative indices, such as COVID-19 deaths per million inhabitants (DPMI) and COVID-19 Case Fatality Ratio (CFR).

I analyzed the variables DPMI and CFR, based on documented COVID-19 cases per million inhabitants (CPMI) in 2020, COVID-19 tests per million inhabitants, and IVR (%) in people ≥65 years old in 2019 or latest available data ([Table 1](#)). I recorded the DPMI, CPMI and CFR data from the public web site <https://www.worldometers.info/coronavirus/>. Then, I calculated CFR as the rate of DPMI per CPMI. IVR data were also taken from <https://data.oecd.org/healthcare/influenza-vaccination-rates.htm>, <https://oecdcode.org/disclaimers/israel.html> and <https://www.statista.com/chart/16575/global-flu-immunization-rates-vary/> (retrieved on July 25, 2020). Vietnam’s 2017 IVR was recorded from [Nguyen et al. \(2020\)](#), and Singapore’s 2016/2017 IVR from <https://www.todayonline.com/commentary/why-singapores-adult-vaccination-rate-so-low>.

Table 1:

Raw data (part 1).

Countries with their influenza vaccination rate (IVR) (%) of people aged 65 and older in 2019 or latest available, COVID-19 deaths per million inhabitants (DPMI), COVID-19 Case Fatality Ratio (CFR) based on documented COVID-19 cases per million inhabitants (CPMI) in 2020, COVID-19 tests per million inhabitants.

Country	IVR* (%)	Year of IVR	DPMI _± (N per M)	CPMI _± (N per M)	CFR _±	COVID-19 tests _±	Continent
Australia	73.0	2018/2019	6	547	0.011	151,037	Australia and Ozeanien
Belgium	59.1	2019	847	5,624	0.151	130,601	Europe
Brazil	71.8	2018/2019	402	11,078	0.036	23,094	America
Canada	59.0	2019	235	3,006	0.078	98,442	America
Chile	68.3	2019	472	17,964	0.026	78,678	America
China	7.0	2018/2019	3	58	0.052	62,814	Asia
Croatia	23.0	2017	31	1,168	0.027	26,932	Europe
Czech Republic	21.5	2019	34	1,413	0.024	61,332	Europe
Denmark	52.0	2019	106	2,319	0.046	243,677	Europe
Estonia	10.2	2019	52	1,532	0.034	87,692	Europe

Country	IVR* (%)	Year of IVR	DPMI± (N per M)	CPMI± (N per M)	CFR±	COVID-19 tests±	Continent
Finland	49.5	2019	59	1,333	0.044	59,654	Europe
France	51.0	2019	462	2,765	0.167	45,683	Europe
Germany	34.8	2019	110	2,460	0.045	88,528	Europe
Greece	56.2	2019	19	400	0.048	42,244	Europe
Hungary	24.1	2019	62	458	0.135	33,116	Europe
Ireland	68.5	2019	357	5,235	0.068	121,496	Europe
Israel	59.8	2019	49	6,577	0.007	173,662	Europe
Italy	53.1	2019	581	4,067	0.143	107,848	Europe
Japan	48.0	2019	8	221	0.036	5,516	Asia
Latvia	11.7	2019	16	640	0.025	100,009	Europe
Lithuania	14.8	2019	29	736	0.039	182,847	Europe
Luxembourg	39.8	2019	179	9,665	0.019	618,326	Europe
Mexico	82.3	2018/2019	331	2,932	0.113	6,946	America
Netherlands	62.7	2019	358	3,077	0.116	49,709	Europe
New Zealand	62.0	2019	4	311	0.013	90,746	Australia and Ozeanien
Norway	38.2	2019	47	1,677	0.028	77,531	Europe
Portugal	60.8	2019	168	4,900	0.034	149,941	Europe
Romania	16.1	2017	112	2,272	0.049	56,571	Europe
Singapore**	14.0	2016/2017	5	8,523	0.001	199,896	Asia
Slovak Republic	12.5	2019	5	392	0.013	46,285	Europe
Slovenia	12.9	2019	55	994	0.055	61,108	Europa
South Korea	85.1	2019	6	275	0.022	29,619	Asia
Spain	54.9	2019	608	6,833	0.089	135,188	Europe
Sweden	52.2	2019	562	7,819	0.072	74,353	Europe
Thailand	12.0	2018/2019	0.8	47	0.017	9,817	Asia
Turkey	7.0	2019	66	2,668	0.025	53,707	Europe

Country	IVR* (%)	Year of IVR	DPMI _± (N per M)	CPMI _± (N per M)	CFR _±	COVID-19 tests _±	Continent
United Kingdom	72.0	2019	673	4,398	0.153	214,532	Europe
United States	68.7	2019	450	12,929	0.035	159,672	America
Vietnam***	12.0	2017	0	4	0.000	2,824	Asia

DOI: [10.7717/peerj.10112/table-1](https://doi.org/10.7717/peerj.10112/table-1)

Notes:

* Taken from <https://data.oecd.org/healthcare/influenza-vaccination-rates.htm>, <https://oecdcode.org/disclaimers/israel.html> and <https://www.statista.com/chart/16575/global-flu-immunization-rates-vary/> on July 25, 2020.

** From <https://www.todayonline.com/commentary/why-singapores-adult-vaccination-rate-so-low>.

*** From [Nguyen et al. \(2020\)](#).

+ From <https://www.worldometers.info/coronavirus/> on July 25, 2020.

To analyze the data, I first calculated the non-parametric Spearman rank correlation coefficient (r_s) and its R^2 and respective p -value (2-tailed) to determine any association between DPMI and CFR with IVR, using *R* ([R Core Team, 2017](#)). As the relationship between DPMI and the number of people tested for COVID-19 was not statistically significant based on r_s and its p -value, I did not modified (corrected) the DPMI data set. Then, I created regression curves by Generalized additive model (GAM) using the “ggplot2” package and function (method = “gam”) ([Wickham, Chang & Wickham, 2013](#)), also in *R*.

As the analysis included countries with different socioeconomic status, demographic structure, urban/rural settings, time of arrival of the pandemic and national control strategies, there may be complex interactions between IVR and other correlated predictor variables. With the aim of accurately estimating the influence of IVR on DPMI and CFR and mitigating the effects of confounding variables, I performed variable importance ranking, including as predictor variables IVR and some potentially important geographical, socioeconomic and non-pharmaceutical-intervention variables ([Escobar, Molina-Cruz & Barillas-Mury, 2020](#)). I used the centroid longitudes (°) and latitudes (°) of each country as geographical variables calculated by the “rgeos” and “rworldmap” packages, along with the “getMap” and “gCentroid” functions, implemented in *R* (version 3.3.4; [R Core Team, 2017](#)). For each country considered, the study recorded socioeconomic variables as the degree of urbanization (DUR) in 2020

(<https://www.cia.gov/library/publications/the-world-factbook/fields/349.html>), the population density (PD) in 2018

(<https://data.worldbank.org/indicator/EN.POP.DNST>), the Human

Development Index (HDI) in 2018 (<http://hdr.undp.org/en/composite/HDI>) and the percentage of elderly people (PEP) in 2019

(https://data.worldbank.org/indicator/SP.POP.65UP.TO.ZS?name_desc=false)

, which were all retrieved on July 13, 2020 ([Table 2](#)). Finally, I recorded two aspects as COVID-19 prevention measures, that is, the degree of requirement to use masks (mask) in public (with three degrees: none, parts of country, full country) (<https://masks4all.co/what-countries-require-masks-in-public/>) and the lockdown degree (lockdown) (with three levels: no lockdown, partial lockdown, nationwide lockdown); all of these sources and the noted in [Table 3](#) were consulted on Aug 13, 2020.

Table 2:

Raw data (part 2).

Countries with their centroid coordinates (longitude (Long) and latitude (Lat)), Degree of urbanization in 2020, Human Development Index (HDI) in 2018, Percent elder people in 2019 and Population density in 2018.

Country	Long (°)	Lat (°)	Degree of urbanization (2020)*	HDI (2018)**	Percent elder people (%) (2019)***	Population density (people per km2 of land area) (2018)****
Australia	134.5	-25.7	86.2	0.938	15.92	3.2
Belgium	4.6	50.6	98.1	0.919	19.01	377.4
Brazil	-53.1	-10.8	87.1	0.761	9.25	25.1
Canada	-98.3	61.4	81.6	0.922	17.65	4.1
Chile	-71.4	-37.7	87.7	0.847	11.88	25.2
China	103.8	36.6	61.4	0.758	11.47	148.3
Croatia	16.4	45.1	57.6	0.837	20.86	73.0
Czech Republic	15.3	49.7	74.1	0.891	19.80	137.7
Denmark	10.0	56.0	88.1	0.930	19.97	138.0
Estonia	25.5	58.7	69.2	0.882	19.99	30.4
Finland	26.3	64.5	85.5	0.925	22.14	18.1
France	2.5	46.2	81.0	0.891	20.39	122.3
Germany	15.3	49.7	77.5	0.939	21.56	237.3
Greece	23.0	39.1	79.7	0.872	21.94	83.3
Hungary	19.4	47.2	71.9	0.845	19.69	108.0
Ireland	-8.1	53.2	63.7	0.942	14.22	70.7
Israel	35.0	31.5	92.6	0.906	12.21	410.5
Italy	12.1	42.8	71.0	0.883	23.01	205.4

Country	Long (°)	Lat (°)	Degree of urbanization (2020)*	HDI (2018)**	Percent elder people (%) (2019)***	Population density (people per km ² of land area) (2018)****
Japan	138.0	37.6	91.8	0.915	28.00	347.1
Latvia	24.9	56.9	68.3	0.854	20.34	31.0
Lithuania	23.9	55.3	68.0	0.869	20.16	44.7
Luxembourg	6.1	49.8	91.5	0.909	14.27	250.2
Mexico	-102.5	23.9	80.7	0.767	7.42	64.9
Netherlands	5.3	52.1	92.2	0.933	19.61	511.5
New Zealand	171.5	-41.8	86.7	0.921	15.99	18.4
Norway	15.3	68.8	83.0	0.954	17.27	14.5
Portugal	-8.5	39.6	66.3	0.850	22.36	112.3
Romania	25.0	45.9	56.4	0.816	18.79	84.6
Singapore	103.8	1.4	100.0	0.935	12.39	7953.0
Slovak Republic	19.5	48.7	53.8	0.857	16.17	113.3
Slovenia	14.8	46.1	55.1	0.902	20.19	103.0
South Korea	127.8	36.4	81.4	0.906	15.06	529.4
Spain	-3.6	40.2	80.8	0.893	19.65	93.7
Sweden	16.7	62.8	88.0	0.937	20.20	25.0
Thailand	101.0	15.1	51.4	0.765	12.41	135.9
Turkey	35.2	39.1	76.1	0.806	8.73	107.0
United Kingdom	-2.9	54.1	83.9	0.920	18.51	274.7
United States	-112.5	45.7	82.7	0.920	16.21	35.7
Vietnam	106.3	16.6	37.3	0.693	7.55	308.1

DOI: [10.7717/peerj.10112/table-2](https://doi.org/10.7717/peerj.10112/table-2)

Notes:

* <https://www.cia.gov/library/publications/the-world-factbook/fields/349.html>.

** <http://hdr.undp.org/en/composite/HDI>.

*** https://data.worldbank.org/indicator/SP.POP.65UP.TO.ZS?name_desc=false.

**** <https://data.worldbank.org/indicator/EN.POP.DNST>, all retrieved on July 13, 2020.

Table 3:

Raw data (part 3).

Countries with some Covid-19 measures (degree of mask requirements in public, lockdown degree and lockdown beginning).

Country	Degree of mask requirement*	Lockdown degree	Lockdown beginning	Sources about lockdown (retrieved on Aug 13, 2020)
Australia	Parts of Country	Lockdown	3/23/20	https://www.straitstimes.com/asia/australianz/australia-starts-lockdown-measures-as-coronavirus-cases-jump
Belgium	Full Country	Lockdown	3/17/20	https://www.euractiv.com/section/coronavirus/news/belgium-enters-lockdown-over-coronavirus-crisis-until-5-april/
Brazil	Parts of Country	Lockdown	5/5/20	https://www.reuters.com/article/us-health-coronavirus-brazil-lockdown/major-brazilian-cities-set-lockdowns-as-virus-spreads-idUSKBN22H2V3
Canada	Parts of Country	Partial lockdown	3/17/20	https://www.manitoulin.ca/updated-canada-goes-on-covid-19-lockdown/
Chile	Full Country	Partial lockdown	3/25/20	https://www.gob.cl/noticias/ministerio-de-salud-anuncia-cuarentena-total-para-siete-comunas-de-la-region-metropolitana/
China	None, but voluntary Universal Mask Usage	Lockdown	1/23/20	https://www.who.int/bulletin/volumes/98/7/20-254045/en/
Croatia	Full Country	Lockdown	3/18/20	https://www.telegram.hr/zivot/koronavirus-krizni-stozer-danas-ce-objaviti-sto-se-sve-zatvara-u-hrvatskoj/ ; https://m.vecernji.hr/vijesti/oxford-hrvatska-ima-najstroze-mjere-u-europi-iza-su-samo-srbija-i-sirija-1389281
Czech Republic	Full Country	Lockdown	3/16/20	https://archiv.radio.cz/en/section/breaking/czech-republic-severely-limits-freedom-of-movement-in-order-to-slow-down-coronavirus-spread
Denmark	None	Lockdown	3/13/20	https://nyheder.tv2.dk/samfund/2020-03-11-danmark-lukker-ned-her-er-regeringens-nye-tiltag
Estonia	None, but Recommends Masks	No lockdown		https://www.euronews.com/2020/05/13/coronavirus-lockdown-latvia-lithuania-and-estonia-re-open-borders-to-each-other

Country	Degree of mask requirement*	Lockdown degree	Lockdown beginning	Sources about lockdown (retrieved on Aug 13, 2020)
Finland	None, but Recommends Masks	Partial lockdown	3/28/20	https://newseu.cgtn.com/news/2020-04-16/Finland-to-lift-coronavirus-lockdown-in-region-around-capital--PIiAE4MM36/index.html
France	Full Country	Lockdown	3/17/20	https://www.leparisien.fr/societe/coronavirus-etat-d-urgence-aux-etats-unis-800-nouveaux-cas-en-france-79-morts-au-total-suivez-notre-direct-14-03-2020-8279826.php
Germany	Full Country	Lockdown	3/23/20	https://www.welt.de/politik/deutschland/article206725829/Coronavirus-Deutschland-Kontaktverbote-zu-mehr-als-zwei-Personen-Friseure-zu.html
Greece	Full Country	Lockdown	3/23/20	https://www.in.gr/2020/04/23/politics/se-ekseliksi-enimerosi-tou-kyvernitikou-ekprosopou-steliou-petsa-2/
Hungary	Parts of Country	Lockdown	3/28/20	https://www.theguardian.com/world/2020/mar/30/hungary-jail-for-coronavirus-misinformation-viktor-orban
Ireland	No, but Recommends Masks	Lockdown	3/12/20	https://www.irishtimes.com/news/health/coronavirus-schools-colleges-and-childcare-facilities-in-ireland-to-shut-1.4200977
Israel	Full Country	Lockdown	4/1/20	https://www.haaretz.com/israel-news/coronavirus-israeli-health-minister-netanyahu-mossad-chief-quarantine-1.8720108 ; https://www.timesofisrael.com/israelis-will-be-required-to-wear-face-masks-outdoors-under-new-order/
Italy	Full Country	Lockdown	2/25/20	https://metro.co.uk/2020/02/25/towns-italy-lockdown-coronavirus-12298246/
Japan	No, but Universal Mask Usage	No lockdown		https://asia.nikkei.com/Spotlight/Coronavirus/Japan-quietly-reopens-as-much-of-world-locks-down
Latvia	Full Country	No lockdown		https://www.euronews.com/2020/05/13/coronavirus-lockdown-latvia-lithuania-and-estonia-re-open-borders-to-each-other
Lithuania	Full Country	No lockdown		https://www.euronews.com/2020/05/13/coronavirus-lockdown-latvia-lithuania-and-estonia-re-open-borders-to-each-other

Country	Degree of mask requirement*	Lockdown degree	Lockdown beginning	Sources about lockdown (retrieved on Aug 13, 2020)
Luxembourg	Full Country	Lockdown	4/15/20	https://www.tageblatt.lu/headlines/pressekonferenz-nach-dem-regierungsrat-kommt-das-ende-des-lockdowns/
Mexico	Full Country	Lockdown	3/23/20	https://www.eluniversal.com.mx/english/mexico-city-closes-museums-bars-nightclubs-and-movie-theaters-bid-halt-coronavirus-spread
Netherlands	Full Country	Lockdown	3/12/20	Maarten Keulemans (12 March 2020). "Are we doing enough? RIVM boss Van Dissel: 'As soon as something indicates infection in the family: isolation'". de Volkskrant (in Dutch). Retrieved 13 March 2020.
New Zealand	None	Lockdown	3/26/20	https://www.newstalkzb.co.nz/news/national/coronavirus-covid-19-state-of-emergency-declared-in-new-zealand-50-new-cases-confirmed/
Norway	None	Lockdown	3/12/20	https://www.nrk.no/norge/alle-utdanningsinstitusjoner-stenges-flere-arrangementer-og-virksomheter-far-forbud-1.14940952
Portugal	Full Country	Lockdown	3/19/20	http://www.presidencia.pt/?idc=22&idi=176060
Romania	Full Country	Lockdown	3/25/20	http://www.ms.ro/2020/03/25/buletin-informativ-25-03-2020/
Singapore	Full Country	Lockdown	4/7/20	https://www.channelnewsasia.com/news/business/suntec-city-waives-april-rent-for-tenants-covid-19-12614802
Slovak Republic	Full Country	Lockdown	3/12/20	https://spectator.sme.sk/c/22356193/emergency-situation-applies-from-thursday-morning.html?ref=njctse
Slovenia	Full Country	Lockdown	3/13/20	https://www.rtvsl.si/zdravje/novi-koronavirus/katalonija-zeli-razglasiti-karanteno-za-celotno-pokrajino/517068
South Korea	None, but voluntary Universal Mask Usage	No lockdown		https://www.sciencemag.org/news/2020/03/coronavirus-cases-have-dropped-sharply-south-korea-whats-secret-its-success
Spain	Full Country	Lockdown	3/14/20	https://administracion.gob.es/pag_Home/atencionCiudadana/Estado-de-alarma-crisis-sanitaria.html#.Xn3xi0dKJIU

Country	Degree of mask requirement*	Lockdown degree	Lockdown beginning	Sources about lockdown (retrieved on Aug 13, 2020)
Sweden	None	No lockdown		Sayers, Freddy (17 April 2020). Swedish expert: why lockdowns are the wrong policy—The Post. UnHerd.
Thailand	Full Country	Lockdown	4/3/20	https://www.bangkokpost.com/thailand/general/1891910/curfew-starts-today
Turkey	Full Country	Partial lockdown	3/21/20	https://www.bbc.com/news/world-europe-52831017 ; https://www.aa.com.tr/tr/koronavirus/cumhuriyet-urbaskanligi-sozcusu-kalin-ilk-orta-ve-liseler-1-hafta-universiteler-3-hafta-tatil-edilecek/1763918
United Kingdom	Full Country	Lockdown	3/23/20	https://www.thesun.co.uk/news/11304061/uk-coronavirus-lockdown-month-lasting-start-end/
United States	Parts of Country	Lockdown	3/19/20	https://www.wsj.com/articles/china-reports-no-new-domestic-coronavirus-infections-for-the-first-time-since-outbreak-started-11584611233
Vietnam	Full Country	Lockdown	4/1/20	https://e.vnexpress.net/news/news/covid-19-lockdown-hanoi-hospital-lacks-food-necessities-for-3-500-inmates-4077071.html

DOI: [10.7717/peerj.10112/table-3](https://doi.org/10.7717/peerj.10112/table-3)

Note:

* <https://masks4all.co/what-countries-require-masks-in-public/> (retrieved on Aug 13, 2020).

Variable importance ranking was carried out using the “party” package and the non-parametric random forest function “cforest”, along with Out of bag score (with the default option “controls = cforest_unbiased” and the conditional permutation importance “varimp(obj, conditional = TRUE)”). Following the permutation principle of the “mean decrease in accuracy” importance, this machine learning algorithm guarantees unbiased variable importance for predictor variables of different types (Strobl et al., 2008). To mitigate the effects of confounding factors, IVR, DPMI and CFR evaluations were also conducted for countries with similar social conditions (>50% of DUR, HDI of >0.80, >15% of PEP, and PD between 25 and 350 inhabitants per km²) (Escobar, Molina-Cruz & Barillas-Mury, 2020) and for countries with similar longitudes (10–20° in parts of Europe and 100–140°, East and Southeast Asia along with Australia and New Zealand). As IVR and the other eight predictor variables were not strongly correlated ($|r_s| \leq 0.57$; r_s (IVR × DUR) = +0.52; r_s (IVR × Long) = -0.46; r_s (IVR × HDI) = 0.36), therefore, I included these variables in non-parametric Random Forest (RF) models of DPMI and CFR, including a 5-fold cross validation approach,

repeated 30 times using the package “caret” together with the function “train” (Venables & Ripley, 1999; Williams et al., 2018, <http://topepo.github.io/caret/index.html>) in R software. Finally, I evaluated the goodness-of-fit of the regression model using the (pseudo) coefficient of determination (R^2) and the root mean square error (RMSE).

Results

For the 26 European countries considered, the results indicated that COVID-19 DPMI and the COVID-19 CFR were positively and statistically significantly associated with IVR in people ≥ 65 years-old in 2019 or latest data available (r_s (IVR \times DPMI) = +0.62 with $p = 0.0008$, R^2 (IVR \times DPMI) = 0.38; r_s (IVR \times CFR) = +0.50 with $p = 0.01$, R^2 (IVR \times CFR) = 0.25) (Figs. 1 and 2; Table 4). In evaluations including only countries with similar social conditions, r_s (IVR \times DPMI) was equal to +0.65 ($p = 0.002$, $N = 20$) and r_s (IVR \times CFR) +0.48 ($p = 0.03$, $N = 20$). In analyses including only countries with similar longitude of the country centroid (Long), r_s (IVR \times DPMI) was equal to +0.83 ($p = 0.003$, $N = 10$) (Long from 10° to 20°) and r_s (IVR \times DPMI) +0.76 ($p = 0.046$, $N = 7$) (Long from 100° to 140°).

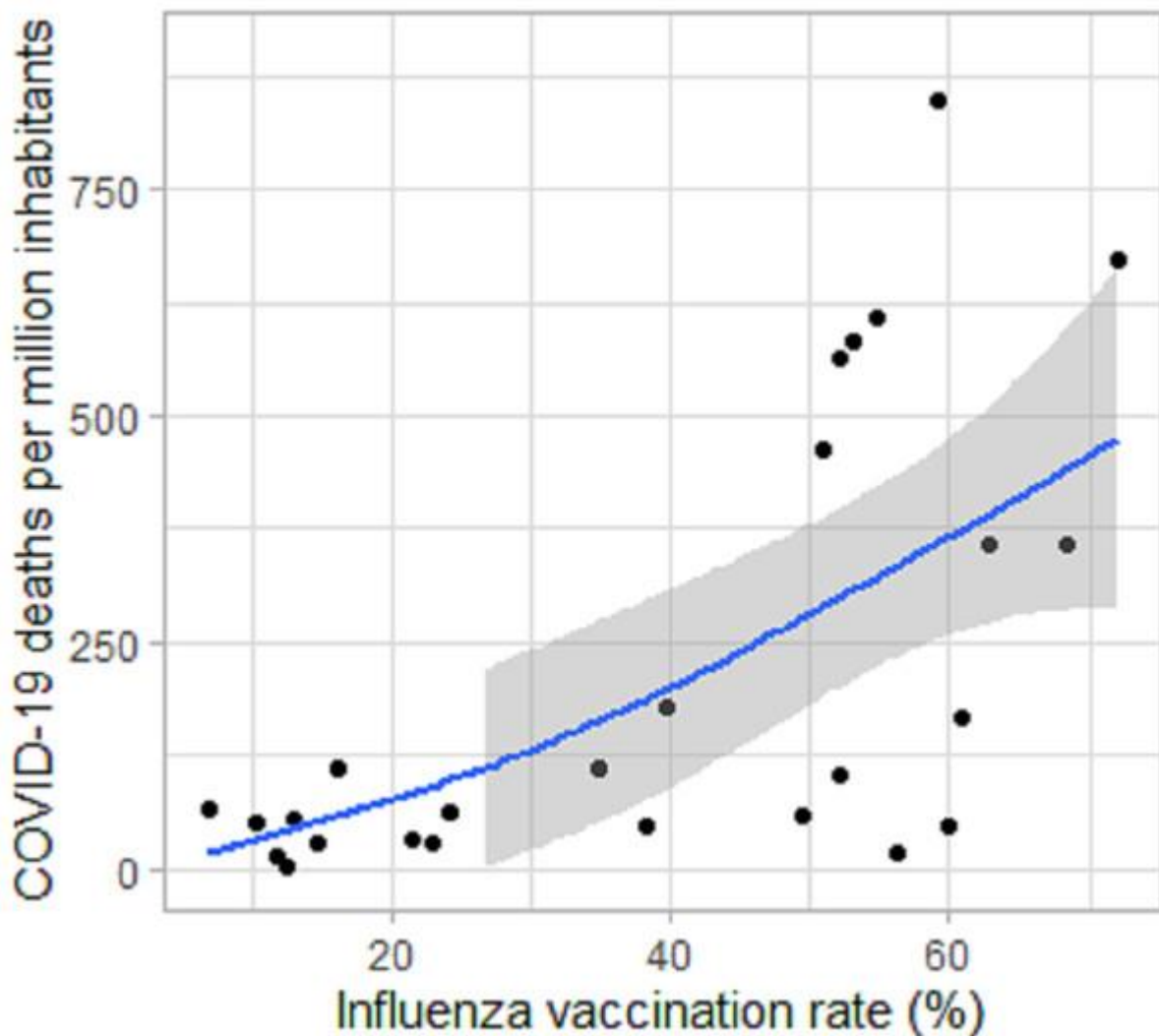


Figure 1: Association of COVID-19 deaths per million inhabitants (DPMI) up to July 25, 2020 with influenza vaccination rate (IVR) of people aged 65 and older in 2019 or latest data available in Europe.

Association of COVID-19 deaths per million inhabitants (DPMI) up to July 25, 2020 with influenza vaccination rate (IVR) of people aged 65 and older in 2019 or latest data available in Europe (26 countries with more than 0.5 million inhabitants). The mean (blue line) and standard deviation (grey area) are based on generalized additive models (GAM); r_s (IVR \times DPMI) = +0.687 with $p = 0.00015$.

[Download full-size image](#)

DOI: [10.7717/peerj.10112/fig-1](https://doi.org/10.7717/peerj.10112/fig-1)

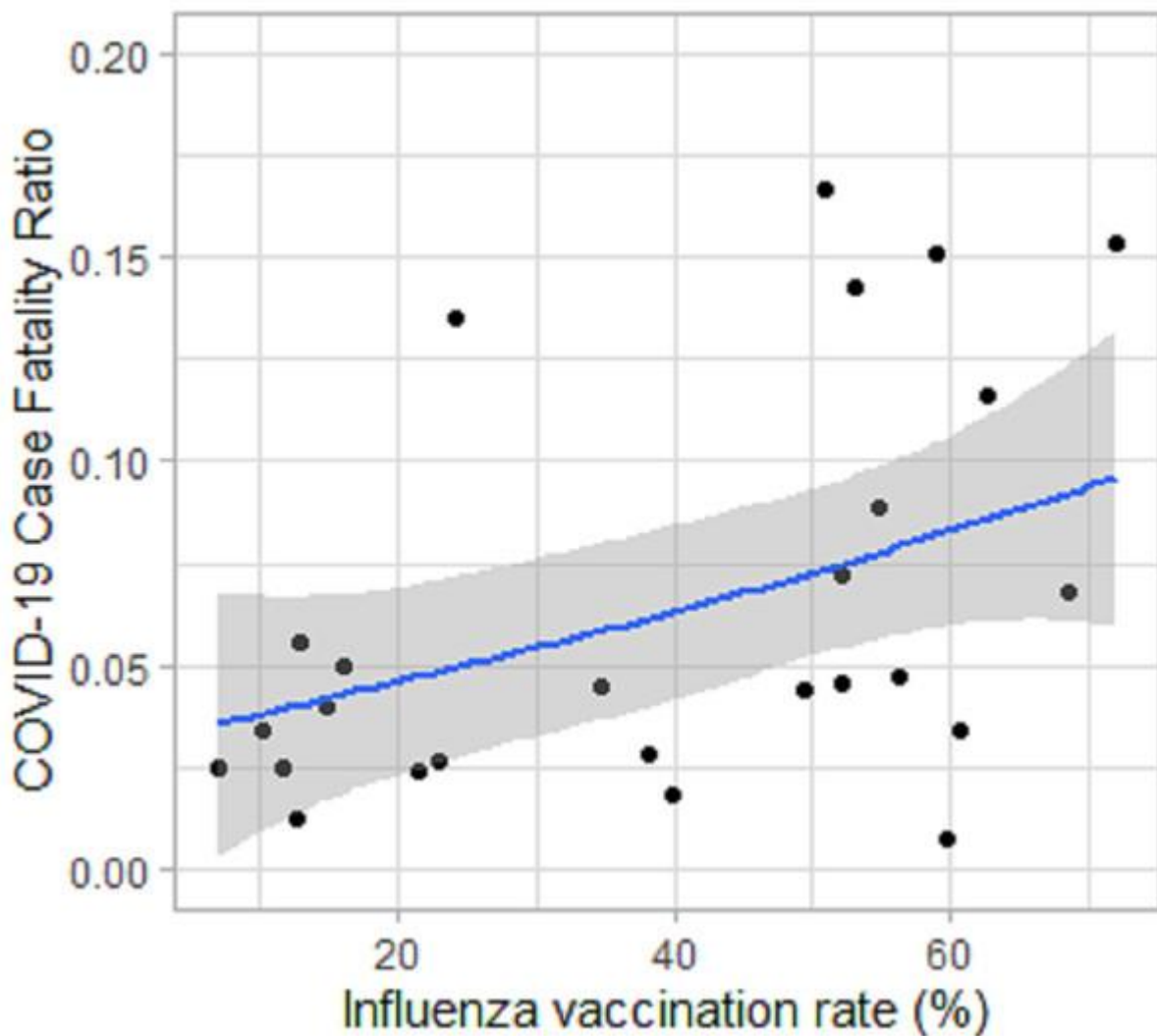


Figure 2: Association of COVID-19 Case Fatality Ratio (CFR) up to July 25, 2020 with influenza vaccination rate (IVR) of people aged 65 and older in 2019 or latest data available in Europe.

Association of COVID-19 Case Fatality Ratio (CFR) up to July 25, 2020 with influenza vaccination rate (IVR) of people aged 65 and older in 2019 or latest data available in Europe (26 countries with more than 0.5 million inhabitants). The mean (blue line) and standard deviation (grey area) are based on generalized additive models (GAM); r_s (IVR \times CFR) = +0.629 with $p = 0.00075$.

[Download full-size image](#)

DOI: [10.7717/peerj.10112/fig-2](https://doi.org/10.7717/peerj.10112/fig-2)

Table 4:

Spearman correlations (r_s) of COVID-19 deaths per million inhabitants (DPMI) with nine predictor variables.

Spearman correlations (r_s) of COVID-19 deaths per million inhabitants (DPMI) with the variables (var): IVR = influenza vaccination rate (IVR, %) of people aged 65 and older in 2019 or latest data available, Long and Lat = Longitude and Latitude of the country centroid (°), DUR = Degree of urbanization in 2020, HDI = Human Development Index in 2018, PEP = Percent elder people in 2019, PD = Population density in 2018, Mask = the requirement degree of using masks in public (with three degrees: none, parts of country, full country), Lockdown = lockdown degree (with three levels: no lockdown, partial lockdown, nationwide lockdown) and their p values based on 26 countries in Europe (Tables 1–3).

var	r_s (DPMI × var)	p value
Long	-0.65	0.0003
IVR	0.62	0.0008
DUR	0.43	0.0273
PD	0.41	0.0375
HDI	0.38	0.0533
Lockdown	0.25	0.2146
PEP	-0.07	0.7387
Lat (abs)	-0.02	0.9313
Mask	0	0.9949

DOI: [10.7717/peerj.10112/table-4](https://doi.org/10.7717/peerj.10112/table-4)

Note:

Bold values statistically significant after Bonferroni correction ($\alpha = 0.0019$).

At worldwide level (39 countries studied), the positive associations between DPMI and IVR were also statistically significant (r_s (IVR × DPMI) = +0.49 with $p = 0.0016$, R_s^2 (IVR × DPMI) = 0.24) (Fig. 3; Table 5). However, the relationships between IVR and CFR were not statistically significant.

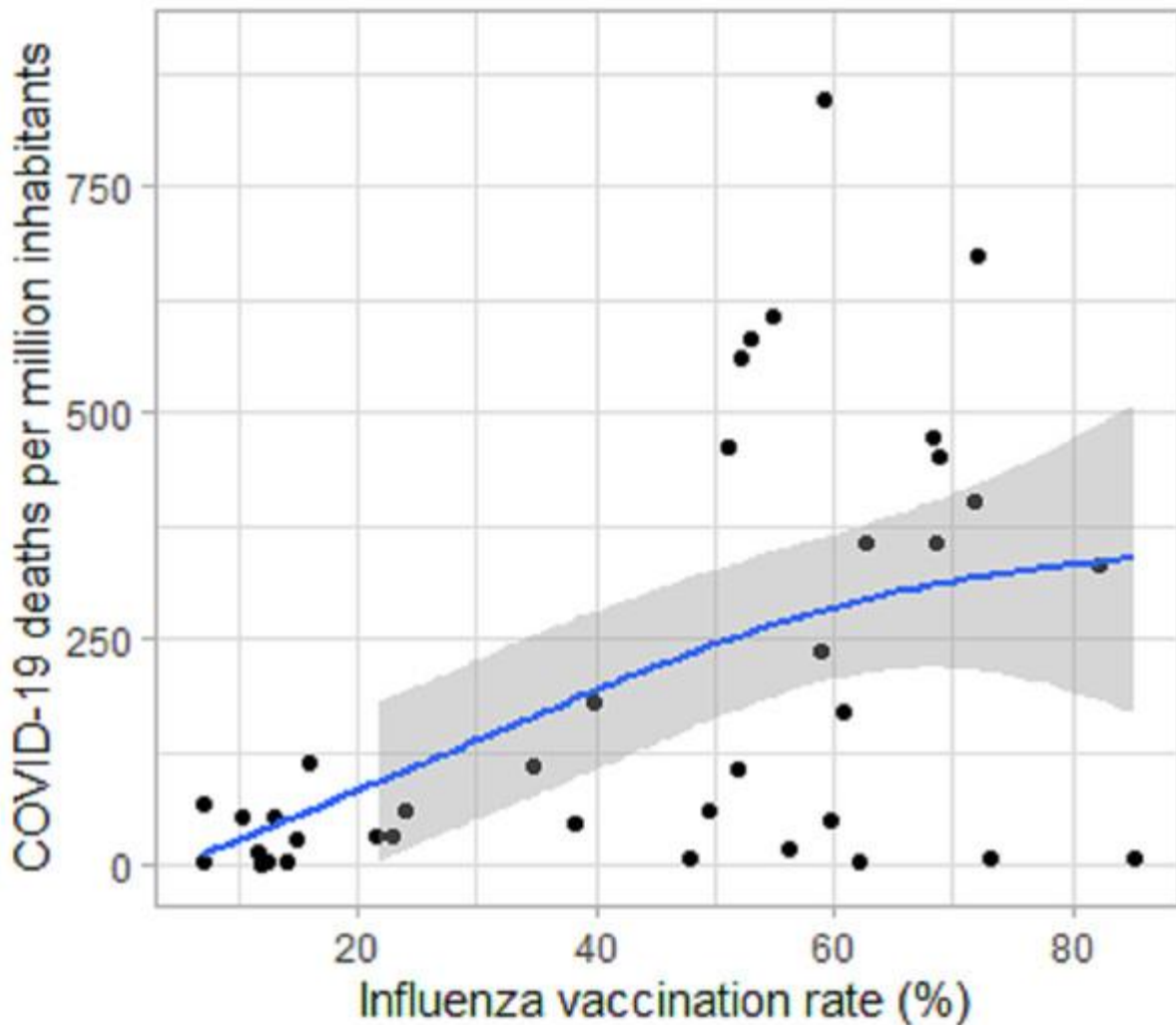


Figure 3: Association of COVID-19 deaths per million inhabitants (DPMI) up to July 25, 2020 with influenza vaccination rate of people aged 65 and older in 2019 or latest data available worldwide.

Association of COVID-19 deaths per million inhabitants (DPMI) up to July 25, 2020 with influenza vaccination rate of people aged 65 and older in 2019 or latest data available worldwide (39 countries with more than 0.5 million inhabitants). The mean (blue line) and standard deviation (grey area) are based on generalized additive models (GAM); r_s (IVR \times DPMI) = +0.487 with $p = 0.0017$.

[Download full-size image](#)

DOI: [10.7717/peerj.10112/fig-3](https://doi.org/10.7717/peerj.10112/fig-3)

Table 5:

Spearman correlations (r_s) of COVID-19 deaths per million inhabitants (DPMI) and COVID-19 Case Fatality Ratio (CFR) with nine predictor variables.

Spearman correlations (r_s) of COVID-19 deaths per million inhabitants (DPMI) and COVID-19 Case Fatality Ratio (CFR) with the variables: IVR = influenza vaccination rate (%) of people aged 65 and older in 2019 or latest available, Long = Longitude of the centroid of the country ($^\circ$), Latitude of the centroid of the country ($^\circ$), DUR = Degree of urbanization in 2020, HDI = Human Development Index in 2018, PEP = Percent elder persons in 2019, PD = Population density in 2018, Mask = the requirement degree of using masks in public (with three degrees: none, parts of country, full country), Lockdown = lockdown degree (with three levels: no lockdown, partial lockdown, nationwide lockdown), based on 39 countries worldwide ([Tables 1–3](#)).

r_s	DPMI	CFR
Long	-0.81	-0.56

<i>r_s</i>	DPMI	CFR
IVR	0.49	0.25
DUR	0.32	0.39
Lat (abs)	0.32	0.03
HDI	0.20	0.10
PEP	0.15	0.38
Mask	0.14	-0.01
Lockdown	0.08	0.09
PD	-0.07	-0.01
<i>p</i> values		
Long	0	0.0002
IVR	0.0016	0.1275
DUR	0.0436	0.8698
Lat (abs)	0.0451	0.0155
HDI	0.2167	0.5529
PEP	0.3523	0.0174
Mask	0.3819	0.9436
Lockdown	0.6448	0.5980
PD	0.6713	0.9347

DOI: [10.7717/peerj.10112/table-5](https://doi.org/10.7717/peerj.10112/table-5)

Note:

Bold values statistically significant after Bonferroni correction ($\alpha = 0.0019$).

In the IVR interval from 7% to 50%, the association was not significant, although a trend for DPMI and CFR to be positively associated with IVR was observed. DPMI and CFR varied strongly when IVR was 50% or higher ([Figs. 1–3](#)).

Worldwide, the unbiased ranking showed the degree of importance of each variable analyzed. The variables Long (with 55.9% and 52.3%) and IVR (with 36.3% and 24.5%) were by far the most important of the nine variables used to predict DPMI and CFR, respectively. The DUR in 2020 was the third most important variable, with an importance of 5.7% for predicting DPMI. The PEP in 2019 was the third most important variable (11.5%) in the CFR model ([Figs. 4](#) and [5](#)). The nine predictor variables considered in this study explained

63% of the variation in DPMI (RMSE = 161.9) and 43% of the variation in CFR (RMSE = 0.039).

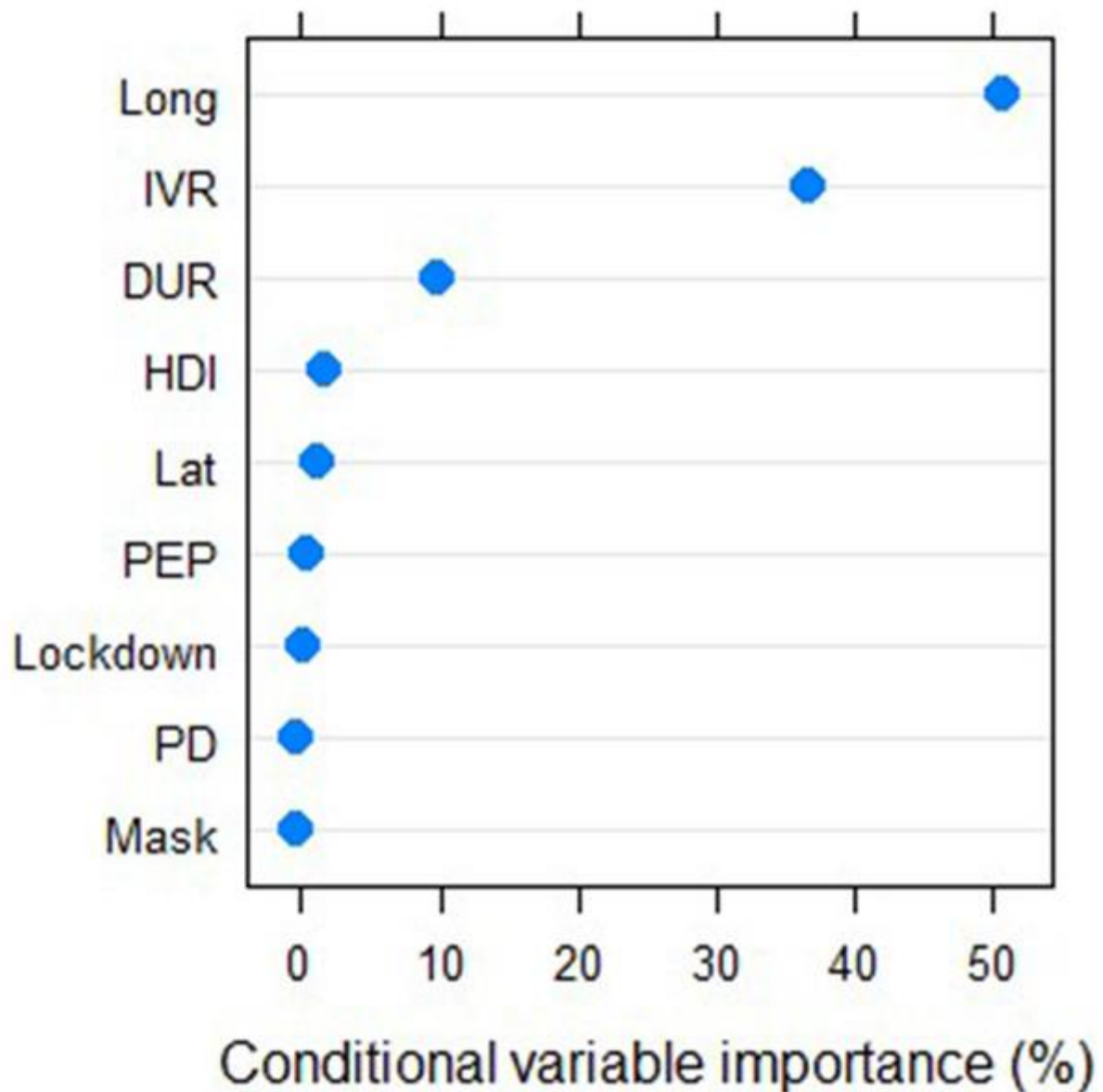


Figure 4: Unbiased Conditional variables importance ranking to predict COVID-19 deaths per million inhabitant.

Unbiased conditional variables importance ranking (%) to predict COVID-19 deaths per million inhabitants using the package “party” and the non-parametric random forest function “cforest” in the software *R*; IVR = influenza vaccination rate, Long = centroid longitude (°), Lat = centroid latitude (°), DUR = degree of urbanization in 2020, HDI = Human Development Index in 2018, PEP = percent of elder people in 2019, PD = population density in 2018, mask = the requirement degree of using masks in public (with three degrees: none, parts of country, full country), lockdown = lockdown degree (with three levels: no lockdown, partial lockdown, nationwide lockdown) of each country, at worldwide level (39 countries studied).

[Download full-size image](#)

DOI: [10.7717/peerj.10112/fig-4](https://doi.org/10.7717/peerj.10112/fig-4)

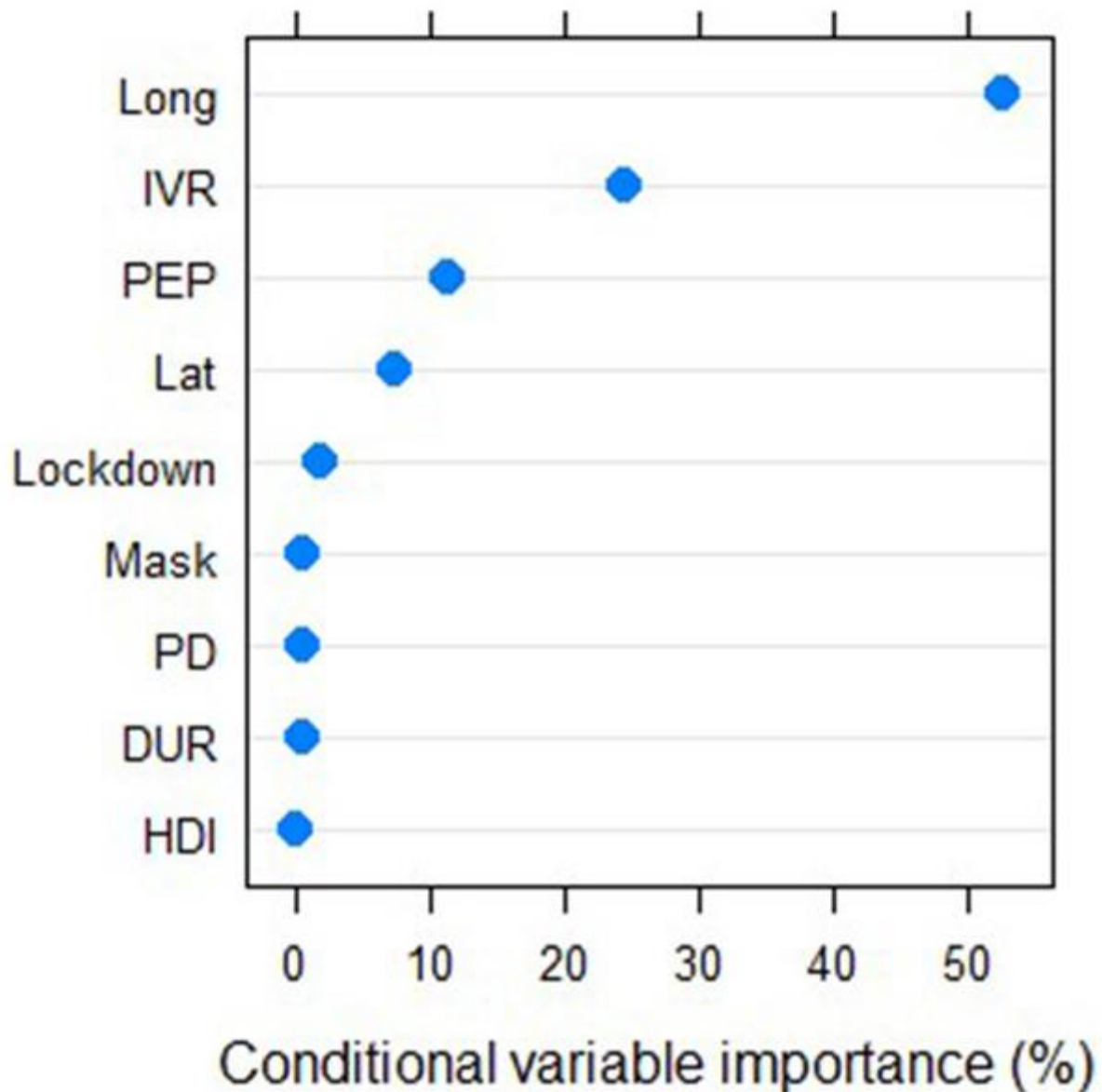


Figure 5: Conditional variables importance ranking to predict COVID-19 Case Fatality Ratio.

Unbiased conditional variables importance ranking (%) to predict COVID-19 Case Fatality Ratio using the package “party” and the non-parametric random forest function “cforest” in the software *R*; IVR = influenza vaccination rate, Long = centroid longitude (°), Lat = centroid latitude (°), DUR = degree of urbanization in 2020, HDI = Human Development Index in 2018, PEP = percent of elder people in 2019, PD = population density in 2018, mask = the requirement degree of using masks in public (with three degrees: none, parts of country, full country), lockdown = lockdown degree (with three levels: no lockdown, partial lockdown, nationwide lockdown) of each country, at worldwide level (39 countries studied).

[Download full-size image](#)

DOI: [10.7717/peerj.10112/fig-5](https://doi.org/10.7717/peerj.10112/fig-5)

Discussion

Contrary to expectations, the present worldwide analysis and European sub-analysis do not support the previously reported negative association between COVID-19 deaths (DPMI) and IVR in elderly people, observed in studies in Brazil and Italy ([Fink et al., 2020](#); [Marín-Hernández, Schwartz & Nixon, 2020](#)).

Previous studies attributed the beneficial effect of influenza vaccination in reducing severity of COVID-19 disease to better prevention of potential influenza-SARS-CoV-2 coinfections ([Arokiaraj, 2020](#)) and, more likely, to changes in innate immunity ([Netea et al., 2020](#)). The innate immune response induced by recent vaccination could result in more rapid and efficient SARS-CoV-2 clearance, preventing progressive dissemination into lower areas of lung tissues ([Fink et al., 2020](#)).

The negative association between the proportion of DPMI and IVR found in Italy was explained as probably caused by (i) a higher influenza vaccine rate occurring in higher economic groups with overall better health, (ii) chance, (iii) a relationship with seasonal respiratory virus infections, or (iv) an unrelated mechanistic association ([Marín-Hernández, Schwartz & Nixon, 2020](#)). However, the induction of cross-neutralizing antibodies and T-cells that directly target other RNA viruses like SARS-CoV-2 and cross-protection seem unlikely, given the extraordinary diversity of influenza viruses ([Fink et al., 2020](#)).

Therefore, the above-mentioned arguments cannot explain the positive, direct or indirect relationship between IVR and both DPMI and CFR found in this study, which was confirmed by an unbiased ranking variable importance ([Figs. 4 and 5](#)) using RF models. The influenza vaccine may increase influenza immunity at the expense of reduced immunity to SARS-CoV-2 by some unknown biological mechanism, as suggested by [Cowling et al. \(2012\)](#) for non-influenza respiratory virus. Alternatively, weaker temporary, non-specific immunity after influenza viral infection could cause this positive association due to stimulation of the innate immune response during and for a short time after infection ([McGill, Heusel & Legge, 2009](#); [Khaitov et al., 2009](#)). People who had received the influenza vaccination would have been protected against influenza but not against other viral infections, due to reduced non-specific immunity in the following weeks ([Cowling et al., 2012](#)), probably caused by virus interference ([Isaacs & Lindenmann, 1957](#); [Seppälä et al., 2011](#); [Wolff, 2020](#)). Although existing human vaccine adjuvants have a high level of safety, specific adjuvants in influenza vaccines should also be tested for adverse reactions, such as additionally increased inflammation indicators ([Petrovsky, 2015](#)) in COVID-19 patients with already strongly increased inflammation ([Qin et al., 2020](#)).

The strong variation in DPMI and CFR from an IVR of about 50% or larger may be the result of interactions among the different measures applied in the analyzed countries ([Figs. 1–3](#)), for example, initiation of interventions, emergency plans and health systems against COVID-19. For example, Australia and South Korea had a very low DPMI and CFR compared with Belgium and United Kingdom ([Table 1](#)).

The high correlation between the longitude of the country centroid and DPMI and CFR emphasize a significant increase in CP and CFR from eastern to western regions in the world ([Table 5](#); [Figs. 4 and 5](#)), as confirmed by [Leung,](#)

[Bulterys & Bulterys \(2020\)](#) and [Skórka et al. \(2020\)](#). Longitude could act as a proxy for variables such as lifestyle, social behavior, genetics, geographically isolated and remote populations, which may also be associated with CP and CFR. In the severe 1918–1919 influenza pandemic, remote or isolated populations were also affected, at least partly because of the lack of prior immunity in locations that had not been recently affected by any form of influenza ([Mathews et al., 2009](#)). Therefore, crossing geographical and ecological barriers also is a key factor in spreading diseases ([Hallatschek & Fisher, 2014](#); [Murray et al., 2015](#)).

Both DPMI and CFR were weakly and positively correlated ($p < 0.05$) with the absolute value of geographical latitude ($\text{abs}(\text{Lat})$), DUR, PEP and PD ([Tables 4 and 5](#)). In a global analysis, [Escobar, Molina-Cruz & Barillas-Mury \(2020\)](#) also found positive associations between COVID-19 mortality and the percentage of population aged ≥ 65 years and urbanization, but still more strongly with the Human Development Index. [Leung, Bulterys & Bulterys \(2020\)](#) also reported positive associations between latitude, temperature by week and by month prior to the first reported COVID-19 case. Lower temperature at northern latitudes was a strong independent predictor of national COVID-19 mortality.

Although countywide lockdowns and use of face masks by the general public should reduce COVID-19 transmission ([Conyon, He & Thomsen, 2020](#); [Eikenberry et al., 2020](#)), the variables lockdown degree and the degree of requirement for mask use in public were not associated with DPMI and CFR in the present study ([Tables 4 and 5](#); [Figs. 4 and 5](#)). [Leffler et al. \(2020\)](#) reported in a global study that internal lockdown requirements were not associated with mortality, but that in countries that recommended use of face masks early on at the national level, the COVID-19 death rate was lower than expected.

Although countywide lockdowns were proclaimed in many countries, the restrictive measures and their implementations differed in degree, strictness and implementation date in relation to the advance of the disease (see references in [Table 3](#)). Also, although many countries have required masks in public, the mask quality and correct use may differ from country to country. In this regard, [Fischer et al. \(2020\)](#) found that the use of ineffective masks could be counterproductive. This could explain the non-significant differences between the means of DPMI among countries with and without one or both requirements, lockdown and masks.

Finally, the study is limited by the fact that I didn't normalize the time of arrival of the pandemic. Moreover, the associations found may change in the future because the COVID-19 pandemic was not over at the end of the study.

Conclusions

Given the positive relationship between IVR and the number of deaths per million found in this study, further exploration would be valuable to explain these findings and to make conclusions. Additional work on this line of research may also yield results to improve prevention of COVID-19 deaths.

Additional Information and Declarations

Competing Interests

Christian Wehenkel is an Academic Editor for PeerJ.

Author Contributions

[Christian Wehenkel](#) conceived and designed the experiments, performed the experiments, analyzed the data, prepared figures and/or tables, authored and reviewed drafts of the paper, and approved the final draft.

Data Availability

The following information was supplied regarding data availability:

The raw data is available in [Tables 1–3](#).

Funding

The author received no funding for this work.

Acknowledgements

I am grateful to María del Socorro González-Elizondo and José Ciro Hernández-Díaz for their comments on the manuscript, and to Dr. Daniela Marín-Hernández and an anonymous reviewer for their careful review and insightful comments.

References

- Agrawal B. 2019. [Heterologous immunity: role in natural and vaccine-induced resistance to infections](#). *Frontiers in Immunology* **10**:164
- Armengaud J, Delaunay-Moisan A, Thuret J-Y, Anken E, Acosta-Alvear D, Aragón T, Arias C, Blondel M, Braakman I, Collet J-F+17 more. 2020. [The importance of naturally attenuated SARS-Cov-2 in the fight against Covid-19](#). *Environmental Microbiology* **22**(6):1997-2000

- Arokiaraj MC. 2020. [Correlation of influenza vaccination and the COVID-19 severity.](#)
- Beigel JH, Tomashek KM, Dodd LE, Mehta AK, Zingman BS, Kalil AC, Hohmann E, Chu HY, Luetkemeyer A, Kline S+30 more. 2020. [Remdesivir for the treatment of Covid-19-preliminary report.](#) *New England Journal of Medicine*
- Conyon MJ, He L, Thomsen S. 2020. [Lockdowns and COVID-19 deaths in Scandinavia.](#) *Covid Economics* 26:17-42
- Courtemanche C, Garuccio J, Le A, Pinkston J, Yelowitz A. 2020. [Strong social distancing measures in the United States reduced the COVID-19 growth rate: study evaluates the impact of social distancing measures on the growth rate of confirmed COVID-19 cases across the United States.](#) *Health Affairs* 10:1377
- Cowling BJ, Fang VJ, Nishiura H, Chan KH, Ng S, Ip DKM, Chiu SS, Leung GM, Peiris JSM. 2012. [Increased risk of noninfluenza respiratory virus infections associated with receipt of inactivated influenza vaccine.](#) *Clinical Infectious Diseases* 54(12):1778-1783
- Eikenberry SE, Mancuso M, Iboi E, Phan T, Eikenberry K, Kuang Y, Kostelich E, Gumel AB. 2020. [To mask or not to mask: modeling the potential for face mask use by the general public to curtail the COVID-19 pandemic.](#) *Infectious Disease Modelling* 5:293-308
- Escobar LE, Molina-Cruz A, Barillas-Mury C. 2020. [BCG vaccine protection from severe coronavirus disease 2019 \(COVID-19\)](#) *Proceedings of the National Academy of Sciences* 117(30):17720-17726
- Fink G, Orlova-Fink N, Schindler T, Grisi S, Ferrer AP, Daubenberger C, Brentani A. 2020. [Inactivated trivalent influenza vaccine is associated with lower mortality among Covid-19 patients in Brazil.](#) *medRxiv*
- Fischer EP, Fischer MC, Grass D, Henrion I, Warren WS, Westman E. 2020. [Low-cost measurement of facemask efficacy for filtering expelled droplets during speech.](#) *Science Advances* 6(36):eabd3083
- Flaxman S, Mishra S, Gandy A, Unwin HJT, Mellan TA, Coupland H, Whittaker C, Zhu H, Berah T, Eaton JW+9 more. 2020. [Estimating the effects of non-pharmaceutical interventions on COVID-19 in Europe.](#) *Nature* 584:257-261
- Goodridge HS, Ahmed SS, Curtis N, Kollmann TR, Levy O, Netea MG, Pollard AJ, Van Crevel R, Wilson CB. 2016. [Harnessing the beneficial heterologous effects of vaccination.](#) *Nature Reviews Immunology* 16(6):392-400
- Graham BS. 2020. [Rapid COVID-19 vaccine development.](#) *Science* 368(6494):945-946
- Hallatschek O, Fisher DS. 2014. [Acceleration of evolutionary spread by long-range dispersal.](#) *Proceedings of the National Academy of Sciences* 111(46):E4911-E4919
- Isaacs A, Lindenmann J. 1957. [Virus interference. I. The interferon.](#) *Proceedings of the Royal Society of London: Series B-Biological Sciences* 147(927):258-267
- Khaitov M, Laza-Stanca V, Edwards MR, Walton RP, Rohde G, Contoli M, Papi A, Stanciu LA, Kotenko SV, Johnston SL. 2009. [Respiratory virus induction of alpha-, beta-and lambda-interferons in bronchial epithelial cells and peripheral blood mononuclear cells.](#) *Allergy* 64(3):375-386
- Le Couteur DG, Anderson RM, Newman AB. 2020. [COVID-19 is a disease of older people.](#) *Journals of Gerontology Series A Biological Sciences and Medical Sciences* 75(9):glaa077
- Leffler CT, Ing EB, Lykins JD, Hogan MC, McKeown CA, Grzybowski A. 2020. [Association of country-wide coronavirus mortality with demographics, testing, lockdowns, and public wearing of masks.](#) *medRxiv*
- Leung NY, Bulterys MA, Bulterys PL. 2020. [Predictors of COVID-19 incidence, mortality, and epidemic growth rate at the country level.](#) *medRxiv*

- Li K, Wu J, Wu F, Guo D, Chen L, Fang Z, Li C. 2020. [The clinical and chest CT features associated with severe and critical COVID-19 pneumonia](#). *Investigative Radiology* 55(6):327-331
- Marín-Hernández D, Schwartz RE, Nixon DF. 2020. [Epidemiological evidence for association between higher influenza vaccine uptake in the elderly and lower COVID-19 deaths in Italy](#). *Journal of Medical Virology*
- Mathews JD, Chesson JM, McCaw JM, McVernon J. 2009. [Understanding influenza transmission, immunity and pandemic threats](#). *Influenza and Other Respiratory Viruses* 3(4):143-149
- McGill J, Heusel JW, Legge KL. 2009. [Innate immune control and regulation of influenza virus infections](#). *Journal of Leukocyte Biology* 86(4):803-812
- Murray KA, Preston N, Allen T, Zambrana-Torrel C, Hosseini PR, Daszak P. 2015. [Global biogeography of human infectious diseases](#). *Proceedings of the National Academy of Sciences* 112(41):12746-12751
- Netea MG, Domínguez-Andrés J, Barreiro LB, Chavakis T, Divangahi M, Fuchs E, Joosten LAB, Van der Meer JWM, Mhlanga MM, Mulder WJM+7 more. 2020. [Defining trained immunity and its role in health and disease](#). *Nature Reviews Immunology* 20(6):375-388
- Nguyen TTM, Lafond KE, Nguyen TX, Tran PD, Nguyen HM, Do TT, Ha NT, Seward JF, McFarland JW. 2020. [Acceptability of seasonal influenza vaccines among health care workers in Vietnam in 2017](#). *Vaccine* 38(8):2045-2050
- Ozili PK, Arun T. 2020. [Spillover of COVID-19: impact on the Global Economy](#).
- Petrovsky N. 2015. [Comparative safety of vaccine adjuvants: a summary of current evidence and future needs](#). *Drug Safety* 38(11):1059-1074
- Pawlowski C, Puranik A, Bandi H, Venkatakrisnan AJ, Agarwal V, Kennedy R, O'Horo JC, Gores GJ, Williams AW, Halamka J+2 more. 2020. [Exploratory analysis of immunization records highlights decreased SARS-CoV-2 rates in individuals with recent non-COVID-19 vaccinations](#). *medRxiv*
- Qin C, Zhou L, Hu Z, Zhang S, Yang S, Tao Y, Xie C, Ma K, Shang K, Wang W+1 more. 2020. [Dysregulation of immune response in patients with COVID-19 in Wuhan, China](#). *Clinical Infectious Diseases* 71(15):762-768
- R Core Team. 2017. [R: a language and environment for statistical computing](#). Vienna: The R Foundation for Statistical Computing.
- RECOVERY Collaborative Group. 2020. [Dexamethasone in hospitalized patients with Covid-19—preliminary report](#). *New England Journal of Medicine*
- Seppälä E, Viskari H, Hoppu S, Honkanen H, Huhtala H, Simell O, Ilonen J, Knip M, Hyöty H. 2011. [Viral interference induced by live attenuated virus vaccine \(OPV\) can prevent otitis media](#). *Vaccine* 29(47):8615-8618
- Skórka P, Grzywacz B, Moroń D, Lenda M. 2020. [The macroecology of the COVID-19 pandemic in the Anthropocene](#). *PLOS ONE* 15(7):e0236856
- Strobl C, Boulesteix AL, Kneib T, Augustin T, Achim Zeileis A. 2008. [Conditional variable importance for random forests](#). *BMC Bioinformatics* 9(1):307
- Venables WN, Ripley BD. 1999. [Chapter 10: Tree-based methods](#). In: Chambers J, Eddy W, Härdle W, Sheather S, Tierney L, eds. *Modern Applied Statistics with S-PLUS* (Third Edition). New York: Springer-Verlag. 303-327
- Wickham H, Chang W, Wickham MH. 2013.
- Williams CK, Engelhardt A, Cooper T, Mayer Z, Ziem A, Scrucca L, Kuhn MM. 2018. [Package 'caret'](#).

- Wolff GG. 2020. [Influenza vaccination and respiratory virus interference among Department of Defense personnel during the 2017–2018 influenza season](#). *Vaccine* **38**(2):350-354
- Yancy CW. 2020. [COVID-19 and African Americans](#). *JAMA* **323**(19):1891-1892
- Yuen KS, Ye ZW, Fung SY, Chan CP, Jin DY. 2020. [SARS-CoV-2 and COVID-19: the most important research questions](#). *Cell & Bioscience* **10**(1):1-5

Related research

1. [COVID-19: Taiwan’s epidemiological characteristics and public and hospital responses](#)

PeerJ

2. [Genomic diversity and evolution, diagnosis, prevention, and therapeutics of the pandemic COVID-19 disease](#)

PeerJ

3. [The common personal behavior and preventive measures among 42 uninfected travelers from the Hubei province, China during COVID-19 outbreak: a cross-sectional survey in Macao SAR, China](#)

PeerJ

4. [Demographics, perceptions, and socioeconomic factors affecting influenza vaccination among adults in the United States](#)

PeerJ

5. [Epitope-based chimeric peptide vaccine design against S, M and E proteins of SARS-CoV-2 etiologic agent of global pandemic COVID-19: an in silico approach](#)

PeerJ

1. [Vitamin D Might Lower COVID-19 Deaths](#)

Robert Davidson Editor-in-Chief, US Pharmacist, 2020

2. [Flu Vaccination Urged During COVID-19 Pandemic](#)

Mary Chris Jaklevic, Journal of American Medical Association, 2020

3. [The Dual Epidemics of COVID-19 and Influenza: Vaccine Acceptance, Coverage, and Mandates](#)

Lawrence O. Gostin et al., Journal of American Medical Association, 2020

4. [Uncommon EGFR mutations: patients with advanced/metastatic NSCLC - a database of published clinical outcomes](#)

Uncommon EGFR Mutations

5. [National age and coresidence patterns shape COVID-19 vulnerability](#)

Albert Esteve et al., Proc Natl Acad Sci U S A

[German Neurologist Warns Against Wearing Facemasks: 'Oxygen Deprivation Causes Permanent Neurological Damage'](#)
[Post Exposure Prophylaxis with Hydroxychloroquine \(HCQ\) for the Prevention of COVID-19, a Myth or a Reality? The PEP-CQ Study](#)

- [Printer-friendly version](#)
-

Calendar

November

M	T	W	T	F	S	S
						1
2	3	4	5	6	7	8
9	10	11	12	13	14	15
16	17	18	19	20	21	22
23	24	25	26	27	28	29
30						

Navigation

- [Organizations](#)
 - [Legal Documentation and Court Cases](#)
- [Medical Information](#)
 - [Q & A](#)
 - [Events](#)
 - [Proposals](#)
 - [Videos](#)
 - [How to use the site](#)
 - [Background](#)
- [Blogs](#)
 - [Calendar](#)
- [Chaos Tools AJAX Demo](#)
 - [Contact](#)
 - [Education](#)
 - [Organizations and News by Countries](#)
 - [Top content \(Fivestar\)](#)
 - [Your votes](#)

User login

Username *

Password *

- [Create new account](#)

- [Request new password](#)

CAPTCHA

This question is for testing whether or not you are a human visitor and to prevent automated spam submissions.

Math question $*5 + 6 =$

Solve this simple math problem and enter the result. E.g. for 1+3, enter 4.

Log in

The Mikael Nordfors site operates under a Creative Commons License

Copyright © 2020,